

HILLTOP *Structures*

OF CUMBERLAND FURNACE, TENNESSEE



"WHERE QUALITY CRAFTSMANSHIP IS OUR LIFESTYLE"

The King Family

Hilltop Structures is owned and managed as a family business. We are located in the hills of Dickson County in the small town of Cumberland Furnace, northwest of Nashville, Tennessee. From this rural area of central Tennessee, we primarily offer services to clients in the whole state of Tennessee, southern Kentucky, and northern Alabama. We hire a trucking company if you are further than 200 miles.

We are a Amish-Mennonite family who moved to Dickson County in 2009, looking for a rural setting and a good church to raise our family. We enjoy the friendly Tennessee folks down here and strive to be an asset to the community and our church. Before moving to Tennessee, Dave was involved with building portable structures for a number of years in Ohio. The timing seemed right to start our own company here in Cumberland Furnace and, although things were a little slow at first due to the economy, we have grown steadily. In 2015, we moved the business to a larger building with three bays where we can build more efficiently. We greatly appreciate the business and support from the people of middle Tennessee and surrounding areas.

Family is very important to us. Our business is a place where our children can learn skills, business ethics, and the value of hard work while working together in a good environment. In the business, **Dave** does the purchasing, deliveries and setup, and helps with sales. **Faith** helps with bookkeeping and also fills in for Tyler in the office. **Charity**, is married to Ben, they have two sons, Isaac and Elliot. **Joshua**, our son, is my right hand man, he delivers the smaller sheds, does escorting as well as helps with setups and works in the office sometimes on Saturdays. **Sarina** is also helping with escorting



now and assisting with setups, she loves animals and will make friends with all your pets! **Natasha** helps out by cleaning the office, printing brochures and doing other work around the office. Our oldest daughter **Crystal** is married to Quinton Mast, they live in Wyoming, they have two sons, Miguel & Caleb and a daughter Elena.

Our main Cabin manufacturing facility is in a nearby horse and buggy Mennonite community. Murray Martin is the owner of this facility and works closely with us to make sure each cabin is built to spec and that each detail is exactly like you ordered it.

Fell free to come visit our lot and tour the cabins, sheds and horse barns we have there for you to browse through. If you have questions feel free to come to the office just up the road a little. Our office manager and salesman, Tyler, is there, ready to assist you with any questions you might have. Our goal is to try to meet the needs of all our customers individually. We will try our best to explain to you the building process, features, options, loans available and how the purchasing process works as well.

We hope your experience with Hilltop Structures is good so that if the need arises for another building in the future you will come back to see us again!

Dave & Faith King



FRONT COVER IMAGE: *Doublewide Cabin shown in Bronze stain & crimson Red roof*



10x14 Supreme Shed shown in Cedar stain & Burgundy roof



We know there are a lot of choices when it comes to storage sheds. However, if you are tired of seeing the same cookie cutter barns, take a scenic drive to picturesque Cumberland Furnace and visit our warehouse to let us find the shed that is right for you. From Classic sheds to Supreme or Deluxe, we have the perfect shed for your backyard.

STORAGE SHEDS

Classic Shed

*Increase the value of your property
with attractive storage buildings.*

**DELIVERY
& SETUP**
(including all blocks)
within 50 miles is free!



Traditional Classic

*10x10 Traditional Classic Utility Shed shown in
Something Blue with White Trim and Polar White*

STANDARD FEATURES

- Pressure treated skids and joist 16" OC
- 3/4" Tongue & Groove pinnacle flooring
- Studs 16" OC
- LP Smart panel siding
- 2 coats Sherwin Williams paint and white trim
- #1 40-year metal roof with overhang on all sides
- Standard A-frame roof with OSB sheathing
- 72" Double doors (or optional 36" fiberglass entrance door)
- Available Sizes: 10'x10' to 16'x46'
- Aluminum threshold plate in doorway

See page 11 for additional options



Grand Classic

*12x16 Grand Classic Utility Shed shown in
Pewter Gray with Light Gray Trim and Black Roof*

**2 TRANSOM
WINDOWS**
for a cleaner,
classier look!

STANDARD FEATURES

- Pressure treated skids and joist 16" OC
- Studs 16" OC
- LP Smart panel siding
- 2 coats Sherwin Williams paint and white trim
- #1 40-year metal roof with overhang on all sides
- 72" Double doors (or optional 36" fiberglass entrance door)
- Available Sizes: 10'x10' to 16'x46'
- Aluminum threshold plate in doorway

Upgrade Features Include:

- Tongue & Groove LP Shed Floor
- 1 transom windows in each door for secure lighting (2 total)
- Standard A-frame roof with tech shield sheathing (foil on one side to reduce heat)

POPULAR COLOR COMBINATIONS



Charcoal



Black



Tony Taupe
SW7038



Barn Red

*Choose from these customer favorites or turn to page
25 for additional color choices*

No additional charge for white trim.

Supreme Garden Shed



12x20 Supreme Garden Shed shown in Caramel stain & Gallery Blue roof

Ask about our Rent-to-Own option!

STANDARD FEATURES

- Pressure treated skids and joist 16" OC
- Tongue & Groove LP shed floor
- Studs 16" OC with wall bracing
- White pine tongue and groove log siding
- Perma Chink stain and clear coat
- $\frac{7}{16}$ Techshield sheet on roof
- #1 40-year metal roof
- 72" Double doors (or optional 36" fiberglass ventrance door)
- 2 aluminum slider windows
- Available Sizes: 10'x10' to 16'x46'
- Aluminum threshold plate in doorway

See page 11 for additional options

POPULAR COLOR COMBINATIONS



Bronze



Forest Green



Smoke



Barn Red

Choose from these customer favorites or turn to page 25 for additional color choices

"You will not find a more attractive, quality structure for the price – we looked! The Company was very helpful in the design process, timely during construction, and meticulous about the delivery – the building was set perfectly straight and level!" – Jenny Casey, Hendersonville, TN

Call today for details and to place an order—615.789.0062 | 7

Deluxe Quaker Shed

Great for garages, workshops, pool houses, storage sheds, and more.

14x32 Deluxe Quaker Shed shown in Harbor Mist Stain with Sun Dried Tomato Trim and Galvanized roof



STANDARD FEATURES

- Pressure treated skids and joist 16" OC
- Tongue & Groove LP shed flooring
- Studs 16" OC with horizontal supports
- 5/8" Rustic Board & Batten Siding with 1x3 batten strips
- 18" overhang in front
- 2 coats Sherwin Williams semi-solid or solid stain
- 7/16" Techshield roof sheeting
- 72" Double doors (or optional 36" fiberglass entrance door)
- 2 aluminum slider windows
- Available Sizes: 10'x10' to 14'x40'
- Aluminum threshold plate in doorway

POPULAR COLOR COMBINATIONS



Cedar Bark
SW3511



Forest Green



Covered Bridge
SW3508



Charcoal

Choose from these customer favorites or turn to page 25 for additional color choices

See page 11 for additional options

All buildings come with a 12-month warranty.

Jefferson Shed

**FREE 8'
STORAGE LOFT**
in back of
12"x16" or larger



Traditional Jefferson

10x16 Jefferson Shed shown in Labradorite Blue with White Trim and Black Roof

STANDARD FEATURES

- Pressure treated skids and joist 16" OC
- 3/4" Tongue & Groove pinnacle flooring
- Studs 16" OC
- LP Smart panel siding
- 2 coats Sherwin Williams paint and white trim
- #1 40-year metal roof with overhang on all sides
- Standard barn style roof with OSB sheathing
- 72" Double doors (or optional 36" fiberglass entrance door)
- Available Sizes: 10'x10' to 16'x46'
- Aluminum threshold plate in doorway
- 4' Loft

See page 11 for additional options

POPULAR COLOR COMBINATIONS



Cape Cod Red
SW3020



Charcoal



Tony Taupe
SW7038



Barn Red

*Choose from these
customer favorites
or turn to page 25
for additional color
choices*



Grand Jefferson

10x20 Grand Jefferson Shed shown in Cape Cod Red with Navajo White Trim and Burnished Slate Roof

STANDARD FEATURES

- Pressure treated skids and joist 16" OC
- 3/4" Tongue & Groove pinnacle flooring
- Studs 16" OC
- LP Smart panel siding
- 2 coats Sherwin Williams paint and white trim
- #1 40-year metal roof with overhang on all sides
- Standard barn style roof with OSB sheathing
- 72" Double doors (or optional 36" fiberglass entrance door)
- Available Sizes: 10'x10' to 16'x46'
- Aluminum threshold plate in doorway
- 4' Loft

UPGRADE FEATURES INCLUDE

- Tongue & Groove LP Shed Floor
- 1 transom window in each door for secure lighting (2 total)
- Lofted Barn Style roof with tech shield sheathing (foil on one side to reduce heat)
- U-Shaped Loft

**All buildings come with a
12-month warranty.**

Portable Garage

14x32 Portable Garage shown in Cape Cod Stain with Charcoal Trim and Charcoal Roof



STANDARD FEATURES


- Pressure treated skids and 2x6 joist 12" OC
- 3/4" Tongue & Groove plywood flooring
- Studs 16" OC
- LP Smart panel siding
- 2 coats paint and white trim color
- #40-year metal roof with overhangs on all sides to protect building
- Standard A-frame construction with 7/16 OSB sheathing
- 9'x 7' Roll up door (other sizes or styles available)
- 36" standard fiberglass 9-lite door
- Available sizes: 10"x 16" to 16"x 46"

See page 11 for additional options

POPULAR COLOR COMBINATIONS



Pewter Gray



Black



Chatroom



Charcoal

Choose from these customer favorites or turn to page 25 for additional color choices

All buildings come with a 12-month warranty.

Available Options for Your Shed



Flower Boxes



Window Shutters



24"x36" Window




30"x36" Window



20" Cupola
with copper color roof



3' Fiberglass
Entrance door



Transom Windows
(above doors)



Roll-up Door



Work Bench



Basic electric package



Storage Loft



Entrance Ramp

ADDITIONAL OPTIONS

White Pine Log Siding

- ☐ LP Smart panel
- ☐ Log Tongue & Groove
- ☐ Rustic Board & Batten
- ☐ LP Engineered Lap siding

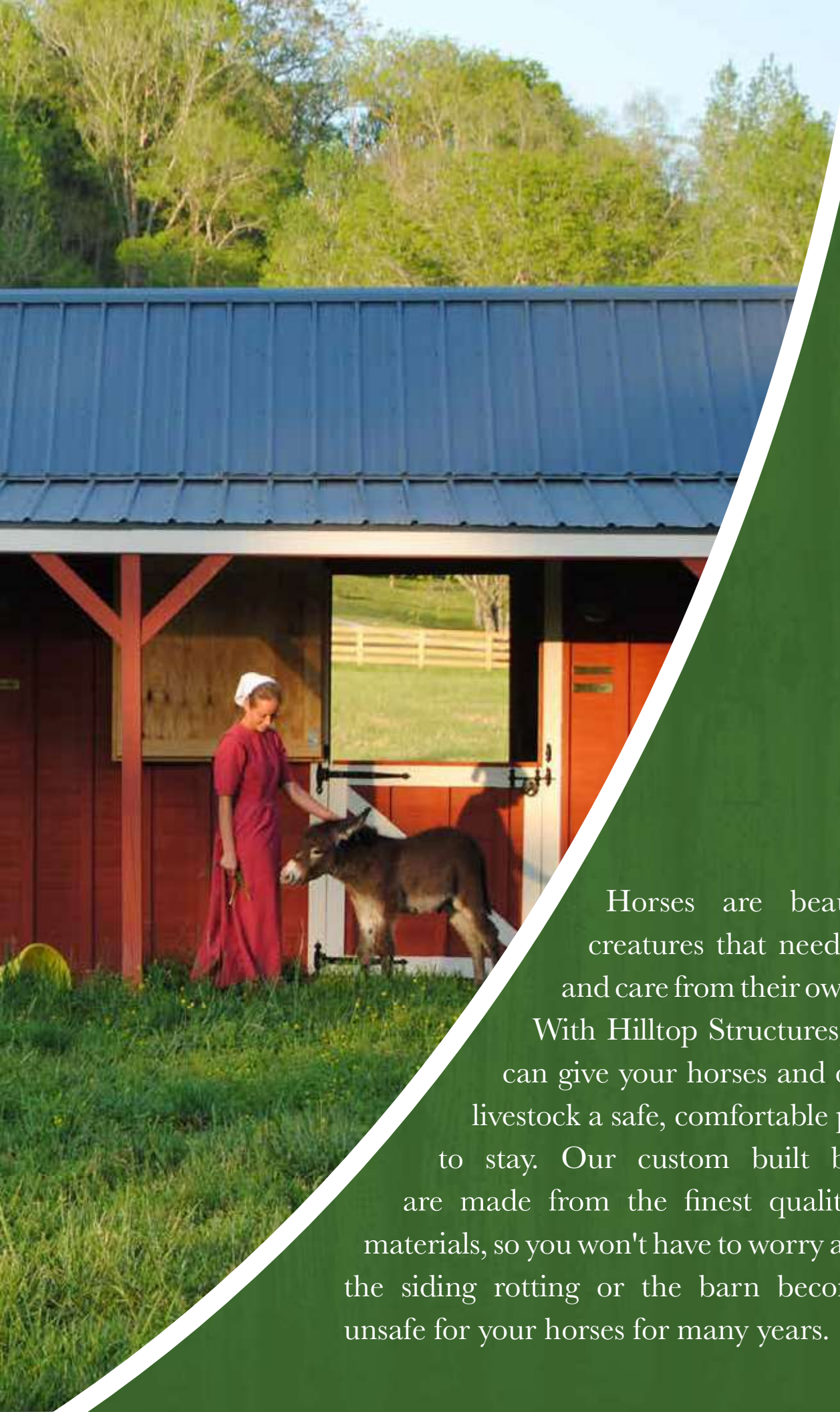
Roof Material:

- ☐ 40-Year Metal

UPGRADE
your storage shed
with a handy
entrance ramp or
interior loft



12x48 Horse Barn shown in Cape Cod Red paint w/ Navajo White trim & Charcoal roof



Horses are beautiful creatures that need love and care from their owners. With Hilltop Structures, you can give your horses and other livestock a safe, comfortable place to stay. Our custom built barns are made from the finest quality of materials, so you won't have to worry about the siding rotting or the barn becoming unsafe for your horses for many years.

HORSE BARNS

Run-in Barns


Think horse barn, garage for utility vehicles, storage unit, or all three.

12x36 Horse Barn shown in Cedar Bark stain with Green roof



- Attractive, durable rustic board and batten siding
- Portable barns built on 4x6 treated skids
- Energy star metal roof with bubble wrap insulation vapor barrier
- 18" roof overhang in front is standard
- 8' sidewalls is standard
- Stalls lined with 48" high hardwood kickboards
- 30"x30" wooden windows on hinges in each stall and tack room
- Powder coated grilles on top of 48" stall divider walls
- Available Sizes: 10'x10' to 12'x48'

POPULAR COLOR COMBINATIONS



Cape Cod Red
SW3020



Burnished Slate



Hawthorne
SW3518



Barn Red

Choose from these customer favorites or turn to page 25 for additional color choices

Barns are transportable when you need to move your horses around for safety and comfort.

Stall Barns



12x48 Stall Barn shown in Haechorne stain & Barn Red roof

Free setup and delivery within 50 miles for all structures.

STANDARD FEATURES:


- 18" roof overhang in front
- Powder coated grilles between each stall (on top of kick board)
- 5/8" RBB board with 1x3 batten siding
- 30"x30" wooden hinged window in each stall
- 48" high kickboard in each stall
- 42"x84" standard door in each stall
- 2 coats Sherwin Williams semi-solid or solid stain

Tack room includes:

- 5/8" pressure treated floor
- 30"x30" wood hinged window
- 1" oak wall between tack room and stall
- 42"x84" standard door
- Available Sizes: 10'x10' to 12'x48'

ADDITIONAL OPTIONS FOR ALL HORSE BARNS

- Tack room
- Extra 42"x 84" Dutch Door
- Replace standard door with dutch door
- Gable vent
- Hinged 8' metal gate
- Extra 42"x84" standard door
- 48' maximum length on barns with cypress siding
- Weather vane
- 3' overhang in front
- 7' hinged overhang in front
- 20" pine copula
- Hinged metal or



Burnished
Slate

Call today for details and to place an order—**615.789.0062** | 23

Combo Barns

10x38 Combo Barn shown in Gray Birch stain & Gallery Blue roof



**CREATE
YOUR OWN**
combination barn
just how you want it!

CREATE YOUR COMBINATION BARN JUST THE WAY YOU WANT IT.

- Storage area with single or double doors, which can be used as a feed room, tack room, or storage room
- Chicken coop with nesting boxes, treated floor, main door, and chicken door
- Open stall (no floor) for ponies, goats, sheep, llamas, or other small animals
- Closed stall (no floor) with door available for horses
- Available Sizes: 10"x10" to 12"x48"

STANDARD FEATURES:

- Board & batten rustic siding— $\frac{5}{8}$ " RBB board with 1x3 batten
- 30"x30" wooden hinged window in each section. (optional 24x27 glass window)
- 8' high walls storage area included
- $\frac{5}{8}$ " Pressure treated floor in storage area or coop
- Partition wall between sections (coop section included)
- 48" high kickboard in run in stall
- 2 Center skids removed on site

Combine a storage barn, run-in shed, and chicken coop into one to meet the needs of all your animals at once! You won't find this unique, three-in-one option anywhere else.



Run in Shed



Chicken Coop



Storage Shed Area

Exterior Color Options

Horse Barns & Deluxe Sheds—*semi-solid stains*

For more colors, check Sherwin-Williams' SuperDeck semi-solid stain collection online




Horse Barns & Deluxe Sheds—*solid stains*

For more colors, check Sherwin-Williams' SuperDeck solid stain collection online



Cabins & Supreme Sheds—*Perma Chink stain*



Classic Barns

VISIT SHERWIN-WILLIAMS.COM AND FIND THE PERFECT COLOR IN THEIR A-100® EXTERIOR ACRYLIC LATEX PAINT COLLECTION

Metal Roofs



ACTUAL PAINT & STAIN COLORS MAY VARY SLIGHTLY FROM PRINTED COLORS SHOWN



“Hilltop Structures worked with us to get the correct size shed for our needs and to make sure we had an exact color match that matched our house. They delivered in a short time and the delivery crew were professional and made sure I was completely satisfied before they left. Awesome job and service! Thank you!” – *Sam and Pam Ergle*





HILLTOP *Structures*

1051 Nolan Rd. | Cumberland Furnace, TN 37051

Call: (615) 789-0062 | Fax: (615) 789-0007

Email: info@hilltopstructures.com

Website: hilltopstructures.com